

Fast drift approximated pricing in the BGM model¹

Raoul Pietersz², Antoon Pelsser³,
Marcel van Regenmortel⁴

First version: 18 March 2002, this version: 5 August 2003

Abstract. This paper shows that the forward rates process discretized by a single time step together with a separability assumption on the volatility function allows for representation by a low-dimensional Markov process. This in turn leads to efficient pricing by for example finite differences. We then develop a discretization based on the Brownian bridge especially designed to have high accuracy for single time stepping. The scheme is proven to converge weakly with order 1. We compare the single time step method for pricing on a grid with multi step Monte Carlo simulation for a Bermudan swaption, reporting a computational speed increase of a factor 10, yet pricing sufficiently accurate.

Key words: BGM model, predictor-corrector, Brownian bridge, Markov processes, separability, Feynman-Kac, Bermudan swaption

JEL Classification: G13

¹We are grateful for the comments of Tomas Björk, Dick Boswinkel, Marije Elkenbracht, Dariusz Gatarek, Lane Hughston, Dimitri Neumann, Martin Martens, Ton Vorst, Lars Wulf, and seminar participants at ABN AMRO Bank, ECFR, Mathematics in Finance 2002 South Africa and Quantitative Methods in Finance 2002 Australia. We thank Glyn Baker for the use of his hopscotch implementation. The first author is grateful for the financial support of the Erasmus Center of Financial Research.

²Erasmus Research Institute of Management, Erasmus University Rotterdam, P.O. Box 1738, 3000 DR Rotterdam, The Netherlands (email: pietersz@few.eur.nl, tel: +31 10 4088932, fax: +31 10 4089136) and Product Development Group (HQ7011), ABN AMRO Bank, P.O. Box 283, 1000 EA Amsterdam, The Netherlands

³Econometric Institute, Faculty of Economics, Erasmus University Rotterdam, P.O. Box 1738, 3000 DR Rotterdam, The Netherlands (email: pelsser@few.eur.nl, tel: +31 10 4081270, fax: +31 10 4089169) and Corporate Insurance Risk Management (IH 06.362), ING Group, P.O. Box 810, 1000 AV Amsterdam, The Netherlands

⁴Product Development Group (HQ7011), ABN AMRO Bank, P.O. Box 283, 1000 EA Amsterdam, The Netherlands (email: marcel.van.regenmortel@nl.abnamro.com, tel: +31 20 3836065)

1 Introduction

The BGM framework, developed by Brace, Gątarek & Musiela (1997), Mil-tersen, Sandmann & Sondermann (1997) and Jamshidian (1996, 1997), is now one of the most popular models for pricing interest rate derivatives. Within the BGM framework, almost all prices are computed using Monte Carlo (MC) simulation. An advantage of MC is its applicability to almost any product. However, MC has the drawback of being rather slow computationally. In an attempt to limit MC computational time, Hunter, Jäckel & Joshi (2001*a*), Hunter, Jäckel & Joshi (2001*b*), Jäckel (2002, Section 12.5) and Kurbanmuradov, Sabelfeld & Schoenmakers (1999), Kurbanmuradov, Sabelfeld & Schoenmakers (2002) introduced predictor-corrector drift approximations. These reduce the MC to single time-step simulation.

This paper presents a significant addition to the single time step pricing method. We show that much more efficient numerical methods (either numerical integration or finite differences) may be used at the cost of a minor additional assumption, *separability*. The latter is a nonrestrictive requirement on the form of the volatility function. The single time step together with separability renders the state of the BGM model completely determined by a low-dimensional Markov process. This enables efficient implementation.

We give an example of the fast single time step pricing framework for Bermudan swaptions. A comparison is made with prices obtained by least-squares multi time step Monte Carlo simulation in the BGM model. This includes the use of the Longstaff & Schwartz (2001) method.

The computational speed increase by use of finite differences for BGM single time step pricing is the main result. This paper also contains two other results:

- The first result is a new time discretization using a Brownian bridge as introduced in Section 3, which is proven to have least squares error in a certain sense (to be defined) for single time step discretizations. In Section 4 it is shown numerically that the Brownian bridge scheme outperforms (in the case of single time steps) various other discretizations for the LIBOR-in-arrears density test. In the first part of Section 5, we prove theoretically that the Brownian bridge scheme converges weakly with order 1 when used for multi time step Monte Carlo. In the second part of Section 5, we compare the Brownian bridge scheme numerically with other discretizations for multi time steps.
- The second result is a method to measure the accuracy of single time stepping. This is the timing inconsistency test as outlined in section 8.

A further application of the Brownian bridge drift approximation is its use in the likelihood ratio method. The latter method, introduced by Broadie & Glasserman (1996), efficiently estimates risk sensitivities for Monte Carlo pricing. The particular application of the likelihood ratio method to the LIBOR market model has been developed in Glasserman & Zhao (1999), in which the use of drift approximations is proposed.

The outline of this paper is as follows. First, some basic notation and the most important formulas for the BGM model are stated. Second, the single time step pricing framework is developed, various discretization schemes are discussed and the Brownian bridge scheme is introduced. Fourth and fifth, the Brownian bridge scheme is investigated theoretically and numerically for both single and multi time steps, respectively. Sixth, the proposed framework is worked out for the one-factor case. Seventh, an example is given for the pricing of Bermudan swaptions, both for a one- and two-factor model. Eighth, a test is developed to assess the quality of single time steps. Ninth, conclusions are made.

2 BGM – Notation

In this section our notation of the BGM model is introduced.

Consider a BGM model⁵ \mathcal{M} . Such a model \mathcal{M} features N forward rates L_i , $i = 1, \dots, N$, where forward i accrues from time T_i to time T_{i+1} , $0 < T_1 < \dots < T_{N+1}$. Define the accrual factor δ_i to be $T_{i+1} - T_i$. Denote by $B_i(t)$ the time- t price of a discount bond expiring at time T_i . Bond prices and forward rates are linked by the relation below,

$$1 + \delta_i L_i(t) = \frac{B_i(t)}{B_{i+1}(t)}.$$

Each forward rate is driven by a d -dimensional Brownian motion \mathbf{W} as follows, (d is the number of stochastic factors of the BGM model.)

$$(1) \quad \frac{dL_i(t)}{L_i(t)} = \tilde{\mu}_i(t)dt + \sigma_i(t) \cdot d\mathbf{W}(t).$$

Here σ_i is the d -dimensional volatility vector, $\tilde{\mu}_i$ is the drift term; its form will in general depend on the choice of probability measure. Throughout this paper, we use the numeraire probability measure associated with the bond maturing at time T_{N+1} , the so called *terminal measure*. There is a specific

⁵A construction of such a model may be found in, e.g., Musiela & Rutkowski (1997), Pelsser (2000) or Brigo & Mercurio (2001).

reason why we use the terminal measure, this is explained in Remark 6 of Section 3. For the terminal measure, the drift term will have the following form, for $i < N$,

$$(2) \quad \tilde{\mu}_i(t, L_{i+1}, \dots, L_N) = - \sum_{k=i+1}^N \frac{\delta_k L_k \sigma_k(t) \cdot \sigma_i(t)}{1 + \delta_k L_k}.$$

The drift term is zero for $i = N$. This simply expresses the well-known fact that a forward rate is a martingale under its associated forward measure.

For the remainder of this paper it will be useful to have stochastic differential equation (SDE) (1) in logarithmic form:

$$(3) \quad \begin{aligned} d \log L_i(t) &= \mu_i(t) dt + \sigma_i(t) \cdot d\mathbf{W}^{N+1}(t), \\ \mu_i(t) &= \tilde{\mu}_i(t) - \frac{1}{2} \|\sigma_i(t)\|^2. \end{aligned}$$

Lastly, we introduce the notion of ‘all available forward rates at a given point in time’. Define $i(t)$ to be the smallest integer i such that $t \leq T_i$. Define \mathbf{L} to consist of all forward rates that have not yet expired at time t , i.e.,

$$(4) \quad \mathbf{L}(t) = (L_{i(t)}(t), \dots, L_N(t)).$$

3 Single time step method for pricing on a grid

The two key elements in the development of a method to price interest rate derivatives in the BGM model by low dimensional finite differences are:

- (A) The forward rates process should be discretized by a single time step scheme,
- (B) the volatility structure should be separable, which permits the dynamics of the single time step forward rates process to be represented by a low-dimensional Markov process.

Justification of the above assumptions. Because the forward rates are approximated by a single step scheme, the model will in general no longer be arbitrage free. This timing inconsistency is addressed in Section 3, where it is shown that its impact is negligible for most cases. The single step approximation is accurate enough for pricing derivatives as shown numerically in Section 7. At the end of this section a novel discretization scheme based on

the Brownian bridge is introduced especially designed for single time stepping. Its superiority (for single time steps only) over other discretizations is established in Section 4.

We proceed by, first, introducing notation for the single step approximated forward rates process. Second, the separability assumption is stated. Third, we establish the low-dimensional Markov representation result. Fourth, single time step discretizations are discussed. Fifth, methods for pricing American style options with Monte Carlo are discussed.

Notation 1 We assume given a time discretization $\tau_1 < \dots < \tau_J$. Denote by $Z_i(u, v) = \int_u^v \sigma_i(t) \cdot dW^{N+1}(t)$. Given a scheme for the log rates

$$(5) \quad \log L_i(\tau_{j+1}) = \log L_i(\tau_j) + D_i(\tau_j, \tau_{j+1}, \mathbf{L}(\tau_j), \mathbf{Z}(\tau_j, \tau_{j+1})) + Z_i(\tau_j, \tau_{j+1})$$

then denote by

$$L_i^A(t) = L_i(0) \exp \{ D_i(0, t, \mathbf{L}(0), \mathbf{Z}(0, t)) + Z_i(0, t) \}$$

its single time step approximated equivalent. Here D stands for ‘drift approximation’ and it is determined by the scheme applied, which may either be the Euler, predictor-corrector or the Brownian bridge scheme. These schemes will be elaborated upon at the end of this section. The A in L^A stands for ‘approximated’. The vector \mathbf{Z} is defined in analogy with \mathbf{L} in Equation (4).

Definition 2 (Separability) *A collection of instantaneous volatility functions $\sigma_i : [0, T_i] \rightarrow \mathbb{R}^d$, $i = 1, \dots, N$, is called separable if there exists a vector valued function $\sigma : [0, T] \rightarrow \mathbb{R}^d$ and vectors $\mathbf{v}_i \in \mathbb{R}^d$, $i = 1, \dots, N$, such that*

$$(6) \quad \sigma_i(t) = \mathbf{v}_i \sigma(t)$$

(no vector product; entry-by-entry multiplication) for $0 \leq t \leq T_i$, $i = 1, \dots, N$.

Separability in the literature. Separability appears regularly in the context of requiring a process to be Markov. We mention three examples. First, we mention Ritchken & Sankarasubramanian (1995, Proposition 2.1) (RS). Working in the HJM model (Heath, Jarrow & Morton 1992), RS show that separability is a necessary and sufficient condition on the volatility structure such that the dynamics of the term structure may be represented by a two-dimensional Markov process. Second, we mention the Wiener chaos expansion framework of Hughston & Rafailidis (2002). In this framework any

interest rate model is completely characterized by its so called *Wiener chaos expansion*. The n^{th} chaos expansion is represented by a function $\phi_n : \mathbb{R}_+^n \rightarrow \mathbb{R}$ satisfying certain integrability conditions. If all ϕ_n are separable, then the resulting interest rate model turns out to be Markov. Third, we mention the finite dimensional Markov realizations for stochastic volatility forward rate models. See Björk, Landén & Svensson (2002). Here a necessary condition for a stochastic volatility model to have a finite dimensional Markov realization is the following. The drift term and each component of the volatility term in the Stratonovich representation of the short rate SDE should be a sum of functions that are separable in time to expiry and the stochastic volatility driver.

We give an example of a separable volatility function in the case of a one-factor model ($d = 1$).

Example 3 (*Mean reversion, De Jong, Driessen, Pelsser (2002)*) Following De Jong, Driessen & Pelsser (2002), the instantaneous volatility may be specified as

$$(7) \quad \sigma_i(t) = \gamma_i e^{-\kappa(T_i-t)}.$$

The constant κ is usually referred to as the *mean reversion parameter*.

The following proposition shows that a single time step plus separability yields low-dimensional representability.

Proposition 4 *Suppose \mathcal{M} is a d -factor BGM model, for which the instantaneous volatility structure is separable. Then the single time step discretized forward rates process may be represented by a d -dimensional Markov process.*

Proof: Define the Markov process $\mathbf{X} : [0, T] \rightarrow \mathbb{R}^d$ by

$$\mathbf{X}(t) = \int_0^t \sigma(s) d\mathbf{W}^{N+1}(s),$$

(entry-by-entry multiplication) where σ is as in Definition 2. Then the single time step process $\mathbf{L}^A : [0, T] \rightarrow (0, \infty)^{n-i(t)+1}$ at time t satisfies

$$(8) \quad L_i^A(t) = L_i(0) \exp \left\{ D_i(0, t, \mathbf{L}(0), \mathbf{v}\mathbf{X}(t)) + \mathbf{v}_i \cdot \mathbf{X}(t) \right\}.$$

Here D_i is defined implicitly by Equation (5) and \mathbf{v} is a matrix of which row i is \mathbf{v}_i . The claim follows, bar a clarifying remark:

The second term in the exponent of Equation (8) is exactly equal to the stochastic part occurring in the BGM SDE (1), in virtue of the separability of the volatility structure:

$$\begin{aligned} \int_0^t \sigma_i(s) \cdot d\mathbf{W}(s) &= \int_0^t (\mathbf{v}_i \sigma(s)) \cdot d\mathbf{W}^{N+1}(s) \\ &= \mathbf{v}_i \cdot \mathbf{X}(t), \end{aligned}$$

where the notation of Definition 2 has been used. \square

Remark 5 The vector of single time stepped rates may be considered (if separability holds) as a time-dependent function of the Markov process \mathbf{X} , i.e.,

$$\mathbf{L}^A(t) = \mathbf{f}(t, \mathbf{X}(t)),$$

for some function \mathbf{f} . Hunt, Kennedy & Pelsser (2000, Theorem 1) showed that this is impossible to achieve for the true BGM forward rates themselves, in case of \mathbf{X} being one-dimensional and under some technical restrictions.

Another essential building block for the fast single time step pricing framework is use of the terminal measure. This is explained in the following remark.

Remark 6 (*Choice of numeraire*) For the workings of the fast single time step pricing algorithm it is essential that the terminal measure be used. This is explained as follows. As proven in proposition 4, the time- t single time stepped forward rates are fully determined by $\mathbf{X}(t)$. This result holds for any measure/numeraire choice. However, for the terminal numeraire, the numeraire value at time t is fully determined by the forward rate values at time t , but this does not hold in case of for example the spot numeraire. Namely, the latter is generally determined by bond values observed at earlier times. The spot numeraire B_0 rolls its holdings over by the spot LIBOR account. Its time T_i -value is

$$B_0(T_i) = \frac{1}{\prod_{j=1}^i B_j(T_{j-1})}, \quad T_0 := 0.$$

Put in another way, the spot numeraire value is path dependent whereas the terminal numeraire value is not. For pricing on a grid it is essential that the numeraire value is known given the value of $\mathbf{X}(t)$. Therefore the fast single time step framework requires the use of the terminal numeraire.

Valuation of interest rate derivatives with the single time step method. Interest rate derivatives with mild path dependency may be

valued by either numerical integration, by a lattice/tree or by finite differences, provided the single time stepped rates are used and the separability assumption holds. The derivatives that may be valued include, but are not restricted to: caps, floors, European and Bermudan swaptions, trigger swaps and discrete barrier caps. At the end of this section, various discretizations are discussed.

We discuss four time discrete approximation schemes of the log BGM SDE (3):

- (i) Euler,
- (ii) predictor-corrector,
- (iii) Milstein second order scheme,
- (iv) Brownian bridge.

The notation (Equation (5)) for a discretization of SDE (3) is recalled here:

$$\log L_i(\tau_{j+1}) = \log L_i(\tau_j) + D_i(\tau_j, \tau_{j+1}, \mathbf{L}(\tau_j), \mathbf{Z}(\tau_j, \tau_{j+1})) + Z_i(\tau_j, \tau_{j+1})$$

We implicitly define \tilde{D} by

$$D_i(\tau_j, \tau_{j+1}, \mathbf{L}(\tau_j), \mathbf{Z}(\tau_j, \tau_{j+1})) = \tilde{D}_i(\tau_j, \tau_{j+1}, \mathbf{L}(\tau_j), \mathbf{Z}(\tau_j, \tau_{j+1})) - \frac{1}{2} \int_{\tau_j}^{\tau_{j+1}} \|\sigma_i(s)\|^2 ds,$$

so as to remove the term common to the Euler, predictor-corrector and Brownian bridge discretizations.

Euler. The Euler discretization (see for example Kloeden & Platen (1999, Equation (9.3.1))) sets

$$\tilde{D}_i(\tau_j, \tau_{j+1}, \mathbf{L}(\tau_j), \mathbf{Z}(\tau_j, \tau_{j+1})) = - \left\{ \sum_{k=i+1}^N \frac{\delta_k L_k(\tau_j) \sigma_k(\tau_j) \cdot \sigma_i(\tau_j)}{1 + \delta_k L_k(\tau_j)} \right\} (\tau_{j+1} - \tau_j).$$

Predictor-corrector. The predictor-corrector discretization was introduced to the setting of LIBOR market models by Hunter et al. (2001a). The key idea is to use predicted information to more accurately estimate the contribution of the drift to the increment of the log rate. For the terminal measure, an iterative procedure may be applied looping from the

terminal forward rate N to the spot LIBOR rate $i(t)$. Initially we set $\tilde{D}_N(\tau_j, \tau_{j+1}, \mathbf{L}(\tau_j), \mathbf{Z}(\tau_j, \tau_{j+1})) = 0$. Then, for $i = N - 1, \dots, i(t)$,

$$\begin{aligned} \tilde{D}_i(\tau_j, \tau_{j+1}, \mathbf{L}(\tau_j), \mathbf{Z}(\tau_j, \tau_{j+1})) = & \\ & - \left\{ \frac{1}{2} \sum_{k=i+1}^N \frac{\delta_k L_k(\tau_j) \sigma_k(\tau_j) \cdot \sigma_i(\tau_j)}{1 + \delta_k L_k(\tau_j)} \right. \\ & \left. + \frac{1}{2} \sum_{k=i+1}^N \frac{\delta_k L_k(\tau_{j+1}) \sigma_k(\tau_{j+1}) \cdot \sigma_i(\tau_{j+1})}{1 + \delta_k L_k(\tau_{j+1})} \right\} (\tau_{j+1} - \tau_j), \end{aligned}$$

with $L_k(\tau_{j+1})$ dependent of $L_m(\tau_j)$ and $Z_m(\tau_j, \tau_{j+1})$, $m = k + 1, \dots, N$.

Milstein. The second order Milstein scheme (see for example Kloeden & Platen (1999, Equation (14.2.1))) was introduced to the setting of LIBOR market models in the series of papers by Glasserman & Merener (2003*a*, 2003*b*, 2004). Moreover, these papers extended the convergence results to the case of jump diffusion with thinning, which is key to the development of the jump diffusion LIBOR market model. Also, these papers considered discretizations in various different sets of state variables, such as forward rates, log-forward rates, relative discount bond prices and log-relative discount bond prices. In Glasserman & Merener (2003*b*, 2004) it is shown numerically that the time discretization bias of the log-Euler scheme is smaller compared to the bias of other discretizations, for example, in terms of the bonds. The results of Glasserman and Merener thus justify the log-type discretization (5) used in this paper.

The Milstein scheme can indeed be used to obtain a single time step discretization of the forward rates process – it may thus be applied to the single time step pricing framework – however it is not particularly suited for single large time steps as shown in the numerical comparisons for single time step accuracy in Section 4. Therefore we omit here the exact form of the scheme.

Brownian bridge. Here we develop a novel discretization for the drift term. The idea is to calculate the expectation of the drift integral given the (time-changed) Wiener increment.

$$(9) \quad \begin{aligned} \tilde{D}_i(\tau_j, \tau_{j+1}, \mathbf{L}(\tau_j), \mathbf{Z}(\tau_j, \tau_{j+1})) = & \\ & - \mathbb{E}^{N+1} \left[\int_{\tau_j}^{\tau_{j+1}} \sum_{k=i+1}^N \frac{\delta_k L_k(s) \sigma_k(s) \cdot \sigma_i(s)}{1 + \delta_k L_k(s)} ds \mid \mathcal{F}(\tau_j), \mathbf{Z}(\tau_j, \tau_{j+1}) \right]. \end{aligned}$$

The Brownian bridge discretization is superior when a single time step is applied. This is shown theoretically and numerically in Section 4. Viewed as

a numerical scheme for multi step discretizations, it converges weakly with order 1, as will be shown in the first part of Section 5. In the multi step Monte Carlo numerical experiments of the second part of section 5, we show that the bias is significantly smaller than for the Euler discretization.

In the remainder of this section, first we show how expression (9) can be calculated in practice and second we establish that the Brownian bridge scheme has least squares error (in a yet to be defined sense).

Remark 7 (*Calculation of expression (9)*). In practice, expression (9) can be approximated with high accuracy. The calculation proceeds in 4 steps: (It is indicated when a step contains an approximation.)

- *Step 1.* To calculate expression (9) the first step is to note that the order of the expectation and integral may be interchanged.

$$\begin{aligned} & -\mathbb{E}^{N+1} \left[\int_{\tau_j}^{\tau_{j+1}} \sum_{k=i+1}^N \frac{\delta_k L_k(s) \sigma_k(s) \cdot \sigma_i(s)}{1 + \delta_k L_k(s)} ds \mid \mathcal{F}(\tau_j), \mathbf{Z}(\tau_j, \tau_{j+1}) \right] = \\ & - \int_{\tau_j}^{\tau_{j+1}} \mathbb{E}^{N+1} \left[\sum_{k=i+1}^N \frac{\delta_k L_k(s) \sigma_k(s) \cdot \sigma_i(s)}{1 + \delta_k L_k(s)} \mid \mathcal{F}(\tau_j), \mathbf{Z}(\tau_j, \tau_{j+1}) \right] ds. \end{aligned}$$

This is a straightforward application of Fubini's theorem, see for example Williams (1991, Section 8.2).

- *Step 2. (Approximation.)* For means of calculating the conditional expected value of expressions of the form $L/(1 + \delta L)$, the forward rates are approximated with a single step Euler discretization. Note that once this assumption has been made, the drift no longer affects the calculation. This stems from a property of the Brownian bridge: A Wiener process with deterministic drift conditioned to pass through a given point at some future time is always a Brownian bridge, independent of its drift prior to conditioning. Thus the estimation of the drift integral (9) is the same whether it is assumed that the forward rates are drift-less or whether these follow a single time step Euler approximation.

$$\begin{aligned} & - \int_{\tau_j}^{\tau_{j+1}} \mathbb{E}^{N+1} \left[\sum_{k=i+1}^N \frac{\delta_k L_k \sigma_k \cdot \sigma_i}{1 + \delta_k L_k} \mid \mathcal{F}(\tau_j), \mathbf{Z}(\tau_j, \tau_{j+1}) \right] ds \approx \\ & - \int_{\tau_j}^{\tau_{j+1}} \mathbb{E}^{N+1} \left[\sum_{k=i+1}^N \frac{\delta_k L_k^{\text{BB}} \sigma_k \cdot \sigma_i}{1 + \delta_k L_k^{\text{BB}}} \mid \mathcal{F}(\tau_j), \mathbf{Z}(\tau_j, \tau_{j+1}) \right] ds, \end{aligned}$$

where BB indicates the use of the Brownian bridge, and where we have suppressed the dependency of time s .

Note that the assumption of single step Euler for calculation of expression (9) renders this calculation as an approximation. In principle the

approximation could affect the quality of the discretization. Numerically we show that this is not the case in the LIBOR-in-arrears case of Section 4.

- *Step 3.* The conditional mean and conditional variance of the log forward rates are calculated. See Appendix A for details.
- *Step 4. (Approximation.)* The drift expression (9) may be approximated by a single numerical integration over time; the expectation term is approximated by inserting the conditional mean of the forward rates process⁶.

$$\begin{aligned}
& - \int_{\tau_j}^{\tau_{j+1}} \mathbb{E}^{N+1} \left[\sum_{k=i+1}^N \frac{\delta_k L_k^{\text{BB}} \sigma_k \cdot \sigma_i}{1 + \delta_k L_k^{\text{BB}}} \middle| \mathcal{F}(\tau_j), \mathbf{Z}(\tau_j, \tau_{j+1}) \right] ds \approx \\
& - \int_{\tau_j}^{\tau_{j+1}} \sum_{k=i+1}^N \frac{\delta_k \mathbb{E}^{N+1}[L_k^{\text{BB}} | \mathcal{F}(\tau_j), \mathbf{Z}(\tau_j, \tau_{j+1})] \sigma_k \cdot \sigma_i}{1 + \delta_k \mathbb{E}^{N+1}[L_k^{\text{BB}} | \mathcal{F}(\tau_j), \mathbf{Z}(\tau_j, \tau_{j+1})]} ds
\end{aligned}$$

Remark 8 If a two-point trapezoidal rule (i.e., the average of the begin and end points) is used to evaluate the time integral in expression (9), then the Brownian bridge reduces to the predictor-corrector scheme. In this sense, the predictor-corrector scheme is a special case of the Brownian bridge scheme.

We end this section with a discussion of the method used in this paper for pricing American style options with Monte Carlo. The method used is the regression-based method of Longstaff & Schwartz (2001), which is a method of stochastic mesh type, see Broadie & Glasserman (2004). Convergence of the method to the correct price follows generically from the asymptotic convergence property of stochastic mesh methods, as shown by Avramidis & Matzinger (2004).

4 The Brownian bridge scheme for single time steps

In this section, we establish theoretically and numerically that the Brownian bridge scheme has superior accuracy for single time steps.

⁶Alternatively, the expectation term could be evaluated by numerical integration as well, but this is computationally expensive. The full numerical integration ('BB alternative') has been compared numerically in Section 4 with the mean-insertion approximation ('BB'); the loss in accuracy is negligible on an absolute level. A theoretical error analysis of the mean-insertion approximation is given in Appendix B.

Theoretical result. Consider a stochastic differential equation of the form

$$(10) \quad dX(t) = \mu(t, X(t))dt + \sigma(t)dW(t).$$

Note that the BGM log SDE (3) is of the above form. We consider a certain class of discretizations:

Definition 9 Let the function $\bar{\mu}(\cdot, \cdot, \cdot)$ denote a single time step discretization of SDE (10) with the following form

$$(11) \quad Y(\tau_{j+1}) = Y(\tau_j) + \bar{\mu}(\tau_j, Y(\tau_j), Z(\tau_j, \tau_{j+1})) + Z(\tau_j, \tau_{j+1}).$$

Here $Z(\tau_j, \tau_{j+1}) = \int_{\tau_j}^{\tau_{j+1}} \sigma(s)dW(s)$. Any such discretization is said to use information about the Gaussian increment to estimate the drift term.

Note that Euler, predictor-corrector and Brownian bridge are such schemes. The next theorem states that for the BGM setting, the Brownian bridge scheme (9) has least squares error for a single time step over all discretizations that use information about the Gaussian increment for the drift term.

Lemma 10 Let $\{Y\}$ be a single time step discretization of SDE (10) that uses information about the Gaussian increment for the drift term. Consider the discretization expected squared error

$$S^2(\{Y\}) := \mathbb{E} \left[\left(Y(\tau_{j+1}) - X_{\{\tau_j, Y(\tau_j)\}} \right)^2 \mid \mathcal{F}(\tau_j) \right].$$

Here $X_{\{t,x\}}$ denotes the solution of SDE (10) starting from (t, x) . Then the discretization $\{Y^*\}$ that yields least squared error S^2 over all possible discretizations that use information about the Gaussian increment to estimate the drift term is defined by

$$(12) \quad \begin{aligned} \bar{\mu}^*(\tau_j, Y(\tau_j), Z(\tau_j, \tau_{j+1})) = \\ \mathbb{E} \left[\int_{\tau_j}^{\tau_{j+1}} \mu(s, X_{\{\tau_j, Y(\tau_j)\}}(s)) ds \mid \mathcal{F}(\tau_j), Z(\tau_j, \tau_{j+1}) \right]. \end{aligned}$$

Proof: Define

$$I := \int_{\tau_j}^{\tau_{j+1}} \mu(s, X_{\{\tau_j, Y(\tau_j)\}}(s)) ds.$$

For ease of exposition, we write $Z = Z(\tau_j, \tau_{j+1})$ and $\bar{\mu} = \bar{\mu}(\tau_j, Y(\tau_j), Z)$ but we keep in mind that $\bar{\mu}$ is $\{\mathcal{F}(\tau_j), Z\}$ -measurable. Also write $\mathbb{E}_t[\cdot] := \mathbb{E}[\cdot | \mathcal{F}(t)]$. Then let $\{Y'\}$ with drift term $\bar{\mu}'$ be a discretization of the form of Definition 9. First, we condition on Z :

$$\begin{aligned} \mathbb{E}_{\tau_j} \left[\{\bar{\mu}' - I\}^2 \mid Z \right] &\geq \mathbb{E}_{\tau_j} \left[\{\mathbb{E}_{\tau_j}[I|Z] - I\}^2 \mid Z \right] \\ &= \mathbb{E}_{\tau_j} \left[\{\bar{\mu}^* - I\}^2 \mid Z \right]. \end{aligned}$$

The inequality holds since expectation equals projection and the latter has by definition least squared error over all possible $\{\mathcal{F}(\tau_j), Z\}$ -measurable drift terms. Continuing we find

$$\begin{aligned} S^2(\{Y'\}) &= \mathbb{E}_{\tau_j}[\{\bar{\mu}' - I\}^2] = \mathbb{E}_{\tau_j}\left[\mathbb{E}_{\tau_j}[\{\bar{\mu}' - I\}^2 \mid Z]\right] \\ &\geq \mathbb{E}_{\tau_j}\left[\mathbb{E}_{\tau_j}[\{\bar{\mu}^* - I\}^2 \mid Z]\right] = S^2(\{Y^*\}), \end{aligned}$$

i.e., Y^* has less squared error than Y' . As Y' was an arbitrary discretization of the form of Definition 9, the result follows. \square

LIBOR-in-arrears case. We estimate numerically the accuracy in the LIBOR-in-arrears test of the various schemes of Section 3. We extend here the LIBOR-in-arrears test of Hunter et al. (2001a) by including the Milstein and Brownian bridge schemes. The test is designed to measure the accuracy of a single time step discretization. The idea of the test is briefly described here, for details the reader is referred to the HJJ paper. Consider the distribution of a forward rate under the measure associated with the numeraire of a discount bond maturing at the *fixing* time of the forward. Note that the forward rate is not a martingale under such measure, as the natural payment time of the forward is not the same as its fixing time. An analytical formula for the associated density however is known. We can thus compare the density obtained from a single time step discretization with the analytical formula for the density. The results of this test have been displayed in Figure 1. It is shown (for the particular setup) that the Brownian bridge scheme reduces the maximum error in the density by a factor 100 over the predictor-corrector scheme.

5 The Brownian bridge scheme for multi time step Monte Carlo

This section consists of two parts. First, we show theoretically that the Brownian bridge scheme converges weakly with order one. Second, we estimate numerically the convergence behaviour of the various schemes of Section 3.

In a financial context, the interest lies in calculating prices of derivatives, which are in certain cases expectations of payoff functions. Therefore we are interested mostly in *weak convergence* of Monte Carlo simulations. The definition is recalled here and may be found in for example Kloeden & Platen (1999, Section 9.7).

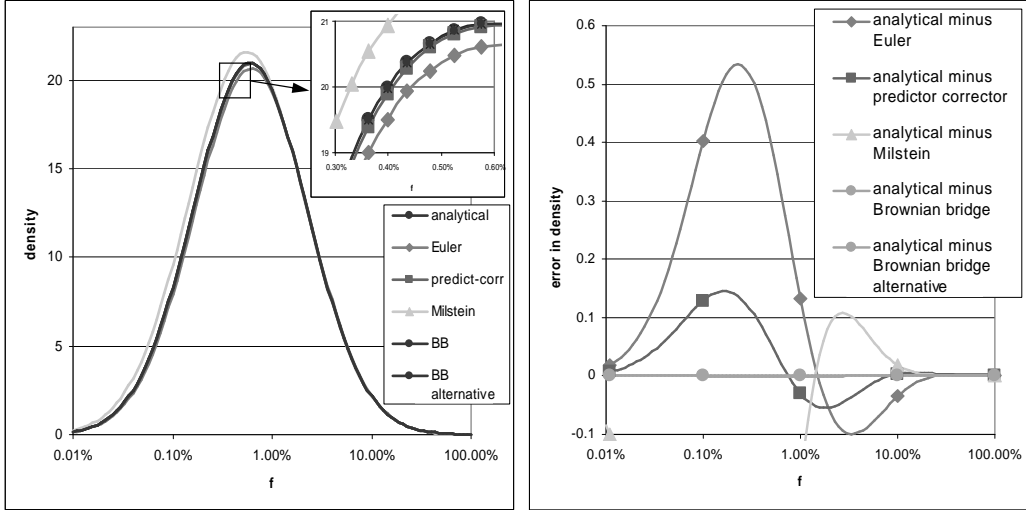


Figure 1: Plots of the estimated densities and error in densities of various single time step discretizations. The deal setup is the same as in Hunter et al. (2001a); the three-month forward rate fixing 30 years from today is set initially to 8% and its volatility to 24%. The legend key ‘BB’ denotes Brownian bridge and ‘BB alternative’ denotes full numerical integration of the expectation term. Note that there are three densities added to the above figures in comparison with Figure 1 of the HJJ paper; Milstein and the two Brownian bridge schemes. On both pictures however, the differences between the analytical and Brownian bridge densities are both indiscernible to the eye. The most notable addition is the Milstein density. Outside of the error graph, the Milstein scheme reaches a maximum absolute error that is around twice the maximum absolute error for the Euler scheme. The maximum absolute error in the density for the Brownian bridge and its alternative are 10^{-3} and $6 \cdot 10^{-4}$, respectively. The Brownian bridge scheme thus achieves in this particular test a reduction of a factor 100 in the maximum absolute error over the predictor-corrector scheme, the latter being the second best scheme.

Definition 11 (Weak convergence) *A scheme $\{Y^\varepsilon(\tau_j)\}$ with maximum step size ε is said to convergence weakly with order β to X if for each function g with $2(\beta + 1)$ polynomially bounded derivatives there exists a constant C , such that for sufficiently small ε ,*

$$(13) \quad \left| \mathbb{E}[g(X(T))] - \mathbb{E}[g(Y^\varepsilon(T))] \right| \leq C \cdot \varepsilon^\beta.$$

A criterium that is more easy to verify than the above definition is the concept of *weak consistency* and under quite natural conditions it follows that weak

consistency implies weak convergence. The definition of weak consistency is recalled here, and may be found for example on page 327 of Kloeden & Platen (1999). Here we develop the remainder of the theory in terms of approximating an autonomous one-dimensional SDE, say

$$(14) \quad dX(t) = a(X(t))dt + b(X(t))dW(t), \quad X(0) \text{ deterministic,}$$

however the theory holds in more general cases too.

Definition 12 (Weak consistency) *A scheme $\{Y^\varepsilon(\tau_j)\}$ with maximum step size ε is weakly consistent if there exists a function $c = c(\varepsilon)$ with*

$$(15) \quad \lim_{\varepsilon \downarrow 0} c(\varepsilon) = 0$$

such that

$$(16) \quad \mathbb{E} \left[\left| \mathbb{E} \left[\frac{Y^\varepsilon(\tau_{j+1}) - Y^\varepsilon(\tau_j)}{\Delta\tau_j} \middle| \mathcal{F}(\tau_j) \right] - a(Y^\varepsilon(\tau_j)) \right|^2 \right] \leq c(\varepsilon)$$

and

$$(17) \quad \mathbb{E} \left[\left| \mathbb{E} \left[\frac{1}{\Delta\tau_j} \{Y^\varepsilon(\tau_{j+1}) - Y^\varepsilon(\tau_j)\} \{Y^\varepsilon(\tau_{j+1}) - Y^\varepsilon(\tau_j)\}^\top \middle| \mathcal{F}(\tau_j) \right] - b(Y^\varepsilon(\tau_j))b^\top(Y^\varepsilon(\tau_j)) \right|^2 \right] \leq c(\varepsilon).$$

Here $\{\mathcal{F}(t)\}$ is the filtration generated by the Brownian motion driving SDE (14).

Kloeden and Platen prove the following theorem (see Theorem 9.7.4 of Kloeden & Platen (1999)) linking weak consistency to weak convergence.

Theorem 13 (Linking weak consistency to weak convergence) *Suppose that a and b of Equation (14) are four times continuously differentiable with polynomial growth and uniformly bounded derivatives. Let $\{Y^\varepsilon(\tau_j)\}$ be a weakly consistent scheme with equitemporal steps $\Delta\tau_j = \varepsilon$ and initial value $Y^\varepsilon(0) = X(0)$ which satisfies the moment bounds*

$$\mathbb{E} \left[\max_j |Y^\varepsilon(\tau_j)|^{2q} \right] \leq K (1 + |X(0)|^{2q}), \quad q = 1, 2, \dots \text{ and}$$

$$(18) \quad \mathbb{E} \left[\frac{1}{\varepsilon} |Y^\varepsilon(\tau_{j+1}) - Y^\varepsilon(\tau_j)|^6 \right] \leq c(\varepsilon),$$

where $c(\varepsilon)$ is as in Definition 12. Then Y^ε converges weakly to X .

In the proposition below we show that the Brownian bridge scheme with the proposed calculation method is weakly consistent. The above theorem then allows us to deduce that the Brownian bridge scheme converges weakly.

Proposition 14 (Brownian bridge scheme is weakly consistent) *Assume that the volatility functions $\sigma_i(\cdot)$ are piece-wise analytical on the model horizon $[0, T]$. Then the Brownian bridge scheme defined by Equation (9) and by the four-step calculation method described in Remark 7 is weakly consistent with the forward rates process defined in Equation (3).*

Proof: Without loss of generality, we may assume that the volatility functions are analytical. Otherwise, due to the piecewise property of the volatility functions, we can break up the problem into subproblems for which each has analytical volatility functions. Note also that all derivatives of the volatility functions are bounded because the interval $[0, T]$ is compact.

We need only verify the consistency Equation (16) for the drift term. To achieve this, define for i and for all $\tau \in [0, T]$ and for all \mathbf{L} the function $f_{\{i, \tau, \mathbf{L}\}} : [0, T - \tau] \rightarrow \mathbb{R}$,

$$f_{\{i, \tau, \mathbf{L}\}}(t) = - \sum_{k=i+1}^N \frac{\delta_k L_k}{1 + \delta_k L_k} \int_0^t \sigma_k(\tau + s) \cdot \sigma_i(\tau + s) ds.$$

Due to the assumption of analyticity of the volatility functions, it follows that the function $f_{\{i, \tau, \mathbf{L}\}}$ is analytical in t . Taylor's formula states that there exists an error term $E_{\{i, \tau, \mathbf{L}\}}(\cdot)$ depending on i , τ and \mathbf{L} such that

$$(19) \quad f_{\{i, \tau, \mathbf{L}\}}(t) = f_{\{i, \tau, \mathbf{L}\}}(0) + t \frac{\partial f_{\{i, \tau, \mathbf{L}\}}}{\partial t}(0) + E_{\{i, \tau, \mathbf{L}\}}(t)$$

with

$$(20) \quad \lim_{t \downarrow 0} \frac{|E_{\{i, \tau, \mathbf{L}\}}(t)|}{t^2} < \infty.$$

Due to analyticity, bounded-ness and limiting behaviour of the function $h(x) = x/(1+x)$, namely $h \uparrow 1$ ($h \downarrow 0$) as $x \rightarrow \infty$ ($x \rightarrow -\infty$, respectively), we have that all its derivatives are bounded. Viewed as a function $[0, T] \times [0, T] \times \mathbb{R}^N \rightarrow \mathbb{R}$

$$(t, \tau, \mathbf{L}) \mapsto f_{\{i, \tau, \mathbf{L}\}}(t)$$

we can thus find a bound on the second derivative $\partial^2 f_{\{i, \tau, \mathbf{L}\}} / \partial t^2$ independent of (τ, \mathbf{L}) . Theorem 7.7 of Apostol (1967) then states that the error term of

Equation (19) may be chosen independently of τ and \mathbf{L} . Thus we find that

$$f_{\{i,\tau,\mathbf{L}\}}(t) = t \left\{ - \sum_{k=i+1}^N \sigma_k(\tau) \cdot \sigma_i(\tau) \frac{\delta_k L_k}{1 + \delta_k L_k} \right\} + E(t),$$

with E satisfying the second order Equation (20). Here we have used

$$f_{\{i,\tau,\mathbf{L}\}}(0) = 0 \quad \text{and}$$

$$\left. \frac{\partial f_{\{i,\tau,\mathbf{L}\}}}{\partial t} \right|_{t=0} = \left\{ - \sum_{k=i+1}^N \sigma_k(\tau) \cdot \sigma_i(\tau) \frac{\delta_k L_k}{1 + \delta_k L_k} \right\}.$$

If \mathbf{Y}^ε denotes the Brownian bridge scheme, then

$$\begin{aligned} \mathbb{E}[Y_i^\varepsilon(\tau_{j+1}) - Y_i^\varepsilon(\tau_j) | \mathcal{F}(\tau_j)] &= f_{\{i,\tau_j,\mathbf{Y}^\varepsilon(\tau_j)\}}(\varepsilon) \\ &= \varepsilon \left\{ - \sum_{k=i+1}^N \frac{\delta_k Y_k^\varepsilon(\tau_j) \sigma_k(\tau_j) \cdot \sigma_i(\tau_j)}{1 + \delta_k Y_k^\varepsilon(\tau_j)} \right\} + E(\varepsilon). \end{aligned}$$

Note that the term within accolades is exactly drift term i evaluated at $(\tau_j, \mathbf{Y}^\varepsilon(\tau_j))$. It follows that consistency Equation (16) holds with $c(\varepsilon)$ equal to $(E(\varepsilon)/\varepsilon)^2$. The function $c(\cdot)$ is then quadratic in ε . \square

Corollary 15 (Brownian bridge scheme converges weakly with order 1) *Under the assumptions of proposition 14 the Brownian bridge scheme defined by Equation (9) and by the four-step calculation method described in Remark 7 converges weakly to the forward rates process defined in Equation (3). It has order of convergence 1.*

Proof: We only need verify the claim regards the order of convergence. In the proof of Theorem 13 in Kloeden & Platen (1999) it is shown that the error term in the weak convergence criterion (13) is less than $\sqrt{c(\varepsilon)}$, with $c(\cdot)$ satisfying the requirements (15), (16), (17) and (18). All these requirements can be met for the Brownian bridge scheme with a quadratic function c . Taking the square root then yields first order weak convergence for the Brownian bridge scheme. \square

Numerical results. We now turn to the second part of Section 5, in which the various discretization schemes are compared numerically. A floating leg and a cap were valued with 10 million (10M) simulation paths. This large number of paths was used because the time discretization bias for the log rates is small compared to the standard error mostly observed at 10k paths.

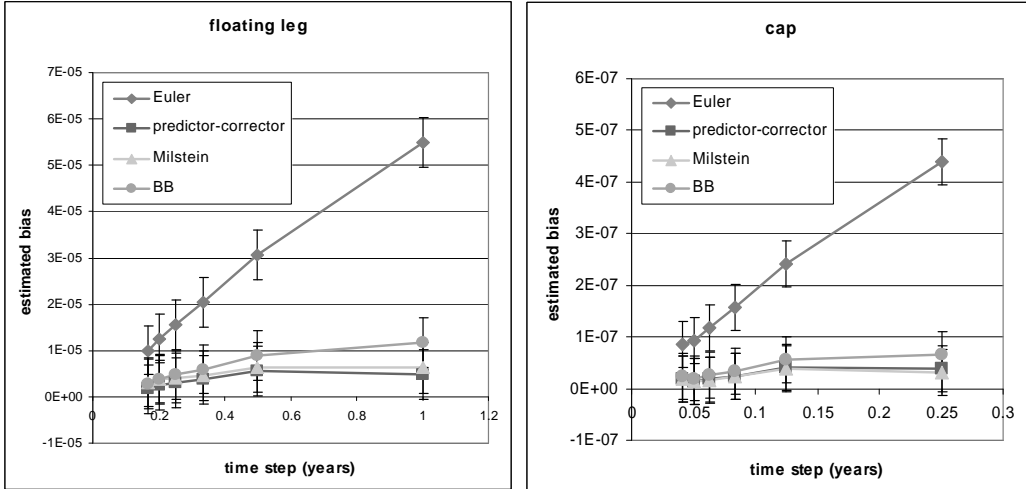


Figure 2: Plots of the estimated biases for a floating leg and a cap for the Euler, predictor-corrector, Milstein and Brownian bridge schemes. A single-factor model was applied. The floating leg is a 6 year deal, with the fixings at $1, \dots, 5$ years, payments of annual LIBOR at $2, \dots, 6$ years. The cap is a 1.5 year deal, with the fixings at $0.25, 0.5, \dots, 1.25$ years, payments of quarterly LIBOR above 5% (if at all) at $0.5, 0.75, \dots, 1.5$ years. The market conditions are the same for both deals: all initial forward rates equal to 6%, all volatility constant at 20%. The NPVs of the floating leg and cap are 0.24 and 0.013, respectively, on a notional of one unit of currency. The error bars denote a 95% confidence bound based on twice the sample standard error.

For example, the Euler one-step-per-accrual discretization relative bias for the floating leg and the cap was estimated at 0.02% and 0.003%, whereas twice the standard error at 10k paths is 0.07% and 0.01%, respectively.

To filter out the time discretization bias from the simulation standard error we reduce the latter by simultaneously simulating the prices under the respective forward measures. Under the forward measure, there is no drift term and the Euler log-scheme solves the stochastic differential equation without time discretization error; in such way unbiased prices are obtained. The standard error of the simulated bias is then a measure of its accuracy. Because the correlation between the discounted payoff under the terminal and the forward measure is high, the standard error will be lower than when compared to the analytical value of the contract.

The results may be found in Figure 2. The results show that the predictor-corrector, Milstein and Brownian bridge schemes have a time discretization bias that is hardly discernable from the standard error of the estimate. The

Euler scheme however has a clear time discretization bias for larger time steps. We classify the schemes from best suited to worst suited (*for the particular numerical cases under consideration*) by the criterion of the minimal computational time required to achieve a bias undiscernible from the standard error at 10M paths. As Milstein is slightly faster than predictor-corrector, which in turn is faster than the Brownian bridge, we obtain: 1. Milstein, 2. predictor-corrector, 3. Brownian bridge, 4. Euler. We stress here that this classification might be particular to the numerical cases that we considered. We also stress that the strength of the Brownian bridge lies in single time steps rather than in multi time steps.

6 Example: One-factor drift approximated BGM framework

This section illustrates the framework for fast single time step pricing in BGM by setting it up in the special case of a one-factor model with a volatility structure as in example 3. This structure may be written as follows,

$$\sigma_i(t) = \tilde{\gamma}_i e^{\kappa t},$$

for certain constants $\tilde{\gamma}_i$. The corresponding Markov factor X is then defined as and characterized by

$$X(t) = \int_0^t e^{\kappa s} dW(s), \quad X(t) \sim \mathcal{N}(0, \Sigma^2(t)), \quad \text{where}$$

$$\Sigma^2(t) = \int_0^t e^{2\kappa s} ds = \begin{cases} \frac{e^{2\kappa t} - 1}{2\kappa}, & \kappa \neq 0, \\ t, & \kappa = 0. \end{cases}$$

Prices may now be computed either by numerical integration or finite differences. In the case of numerical integration, if $\Pi(t, X)$ denotes the numeraire deflated value of the contingent claim, then we have,

$$\Pi(0, X(0)) = \int_{-\infty}^{\infty} \Pi(t, x) p(x; 0, \Sigma^2(t)) dx$$

where t denotes the expiry of the contingent claim, and where $p(\cdot; \mu, \Sigma^2)$ denotes the Gaussian density with mean μ and standard deviation Σ . In case of finite differences, Feynman-Kac yields the following PDE for the price relative to the terminal bond,

$$(21) \quad \frac{\partial \Pi}{\partial t} + \frac{1}{2} e^{2\kappa t} \frac{\partial^2 \Pi}{\partial X^2} = 0,$$

Table 1: A simple numerical example.

| | (I) | (II) | (III) | (IV) | (V) | (VI) | (VII) |
|-----|----------|------------|---|------------------------|-----------------------------|---|--------------------------------|
| i | $L_i(0)$ | $\mu_i(0)$ | $-\frac{1}{2}\tilde{\gamma}_i^2\Sigma^2(1)$ | $\tilde{\gamma}_iX(1)$ | drift frozen $L_i(1)$ | equation (9) _{i} | Brownian bridge $L_i(1)$ |
| 5 | 7.00% | 0.00000 | -0.03644 | 0.25 | 8.67% | -0.00569 | 8.67% |
| 4 | 7.00% | -0.00409 | -0.03644 | 0.25 | 8.63% | -0.00567 | 8.62% |
| 3 | 7.00% | -0.00818 | -0.03644 | 0.25 | 8.60% | -0.00564 | 8.57% |
| 2 | 7.00% | -0.01227 | -0.03644 | 0.25 | 8.56% | -0.00562 | 8.53% |
| 1 | 7.00% | -0.01636 | -0.03644 | 0.25 | 8.53% | | 8.47% |

with use of appropriate boundary conditions. For example, for a Bermudan payer swaption, we have $\Pi(\cdot, -\infty) \equiv 0$, zero convexity $\partial^2\Pi/\partial X^2 \equiv 0$ at $X = \infty$, and exercise boundary conditions at the exercise times.

A simple numerical example. We will evolve 5 annual ($\delta_i = 1$) forward rates over a one year period. Forward rate i accrues from year i till year $i + 1$, $i = 1, \dots, 5$. Take $L_i(0) = 7\%$, $\tilde{\gamma}_i = 25\%$, $\kappa = 15\%$, then $\Sigma^2(1) \approx 1.166196$. Suppose that after one year, the process X jumps to 1, thus $X(1) = 1$. All computations are displayed in Table 1. Column (II) is determined by Equation (2). To evaluate the effect of the Brownian bridge scheme over the Euler scheme, the ‘drift frozen’ forward rates (where the drift is evaluated at time zero) have been displayed in column (V), using the equation $(V) = (I) \exp((II) + (III) + (IV))$. Then, we start with computing the Brownian bridge scheme forward rate 5 and work back till forward rate 1. Forward rate 5 is easily computed; there are no drift terms involved. To compute the drift term integral at time 1 for forward rate 4, we compute the drift term integral of Equation (9) for forward rate 5. The result is displayed in column (VI). This we may then use to compute the Brownian bridge scheme forward rate 4 (see column (VII)), where we use the equation $(VII)_i = (I) \exp(\{ \sum_{j=i+1}^N (VI)_j \} + (III) + (IV))$. Continuing, we compute the drift for forward rate 3 using only the Brownian bridge forward rates 4 and 5. And so on till all forward rates have been computed.

7 Example: Bermudan swaption

As an example of the single time step pricing framework, an analysis is made for Bermudan swaptions in comparison with a BGM model combined with the least-squares Monte Carlo method introduced by Longstaff & Schwartz (2001). The one-factor set-up introduced in the previous section was used with zero mean reversion.

Callable Bermudan and European payer swaptions were priced in a one-factor BGM model, for various tenors and non-call periods. The zero rates were taken to be flat at 5%, the volatility of the forwards flat at 15%. The Bermudans were priced on a grid, the Europeans through numerical integration. The PDE was solved using an explicit finite difference scheme. The explanatory variable in the least-squares Monte Carlo was taken to be the underlying swap NPV. This was regressed onto a constant and a linear term. These two basis functions yield sufficiently accurate results, because the value of a Bermudan swaption increases almost linearly with the value of the underlying swap.

Problems may possibly occur for American style derivatives in the single time step framework. Since the framework is not arbitrage-free, spurious early or delayed exercise may take place to collect the arbitrage opportunity. The effects of these phenomena have been analyzed by comparing the exercise boundaries⁷ and risk sensitivities of Longstaff Schwartz and single time step BGM. In both models, the exercise rule turned out to be of the following form: Exercise whenever the underlying swap NPV S is larger than a certain value S^* , which is then defined to be the *exercise boundary*.

For a full deal description, see Table 2. Results have been summarized in Table 3. Computational times may be found in Table 4. Exercise boundaries for the 8 year deal are displayed in Figure 3, including confidence bounds on

⁷In case of Longstaff Schwartz, the future discounted cash flows are regressed against the underlying swap NPV with a constant and linear term, say with coefficients a and b . So the option is exercised whenever

$$S > a + bS \Leftrightarrow S > \frac{a}{1-b} =: S^*,$$

where it is assumed $b < 1$, which turns out to hold in practice. Hence the exercise boundary S^* may be computed from the regression coefficients by the above formula.

Table 2: Specification of the Bermudan swaption comparison deal.

| <i>Callable Bermudan swaption</i> | |
|--|-------------------------|
| Market data | |
| Zero rates | Flat @ 5% |
| Volatility | Flat @ 15% |
| Product specification | |
| Tenor | Variable (2-8 Y) |
| Non-call period | Variable |
| Call dates | Semi-Annual |
| Pay / Receive | Pay fixed |
| Fixed leg properties | |
| Frequency | Semi-Annual |
| Date roll | None |
| Day count | Half year = 0.5 |
| Fixed rate | 5.06978% (ATM) |
| Floating leg properties | |
| Frequency | Semi-Annual |
| Date roll | None |
| Day count | Half year = 0.5 |
| Margin | 0% |
| Numerics | |
| Simulation paths | 10,000 |
| Finite difference scheme | Explicit |
| Longstaff Schwartz | |
| Explanatory variable | Swap NPV |
| Basis function type | Monomials |
| No. basis functions | 2 (Constant and linear) |

Table 3: Results of the Bermudan swaption comparison deal. The notation XNCY denotes a X year underlying swap with a non-call period of Y years. In case of a European swaption, it means that the swaption is exercisable exactly after Y years. All prices and standard errors are in basis points.

| | Bermudan | | | European | | |
|------|------------------------|-----------------------|-------------|------------------------|-----------------------|-------------|
| | Drift Approx BGM | Longstaff Schwartz | Stnd Err | Drift Approx BGM | Monte Carlo BGM | Stnd Err |
| 2NC1 | 29.40 | 28.85 | 0.42 | 27.36 | 26.88 | 0.43 |
| 3NC1 | 64.33 | 62.78 | 0.83 | 53.78 | 52.92 | 0.83 |
| 4NC1 | 101.66 | 101.51 | 1.29 | 78.04 | 78.77 | 1.24 |
| 4NC3 | 44.09 | 43.59 | 0.70 | 42.93 | 42.55 | 0.71 |
| 5NC1 | 141.22 | 137.95 | 1.68 | 100.85 | 99.31 | 1.55 |
| 5NC3 | 89.25 | 86.75 | 1.34 | 83.08 | 80.83 | 1.36 |
| 6NC1 | 182.16 | 179.48 | 2.22 | 122.27 | 123.36 | 1.92 |
| 6NC3 | 134.88 | 136.43 | 2.01 | 120.60 | 123.06 | 2.03 |
| 6NC5 | 50.93 | 50.79 | 0.86 | 50.07 | 50.09 | 0.87 |
| 7NC1 | 224.40 | 221.38 | 2.61 | 142.93 | 140.66 | 2.19 |
| 7NC3 | 181.20 | 177.11 | 2.53 | 156.15 | 153.71 | 2.53 |
| 7NC5 | 101.84 | 100.59 | 1.64 | 97.28 | 96.57 | 1.65 |
| 8NC1 | 266.63 | 266.35 | 3.15 | 159.38 | 161.00 | 2.50 |
| 8NC3 | 226.55 | 226.94 | 3.14 | 185.20 | 190.98 | 3.08 |
| 8NC5 | 151.23 | 151.13 | 2.38 | 137.73 | 140.95 | 2.41 |
| 8NC7 | 54.20 | 53.70 | 0.96 | 52.38 | 53.12 | 0.96 |

Table 4: Computational times for the Bermudan swaption comparison deal for a computer with a 700 MHz processor. The notation XNCY denotes a X year underlying swap with a non-call period of Y years. In the single time step framework Bermudans are priced on a grid and Europeans are priced through numerical integration. All computational times are denoted in seconds.

| | Bermudan | | European | |
|------|------------------------|-----------------------|------------------------|-----------------------|
| | Drift Approx BGM | Longstaff Schwartz | Drift Approx BGM | Monte Carlo BGM |
| 2NC1 | 0.4 | 3.0 | 0.0 | 1.9 |
| 3NC1 | 0.4 | 6.6 | 0.1 | 3.7 |
| 4NC1 | 0.7 | 11.1 | 0.2 | 6.1 |
| 4NC3 | 0.2 | 4.5 | 0.1 | 3.4 |
| 5NC1 | 1.4 | 17.3 | 0.6 | 9.1 |
| 5NC3 | 0.3 | 9.0 | 0.1 | 6.2 |
| 6NC1 | 2.4 | 24.5 | 0.6 | 12.8 |
| 6NC3 | 0.7 | 14.6 | 0.2 | 9.8 |
| 6NC5 | 0.2 | 5.8 | 0.0 | 4.8 |
| 7NC1 | 4.0 | 33.1 | 0.8 | 16.8 |
| 7NC3 | 1.4 | 21.2 | 0.4 | 13.5 |
| 7NC5 | 0.3 | 11.4 | 0.2 | 8.6 |
| 8NC1 | 5.6 | 45.9 | 1.2 | 23.9 |
| 8NC3 | 2.2 | 30.2 | 0.6 | 18.8 |
| 8NC5 | 0.6 | 18.4 | 0.2 | 13.5 |
| 8NC7 | 0.1 | 7.4 | 0.0 | 7.8 |

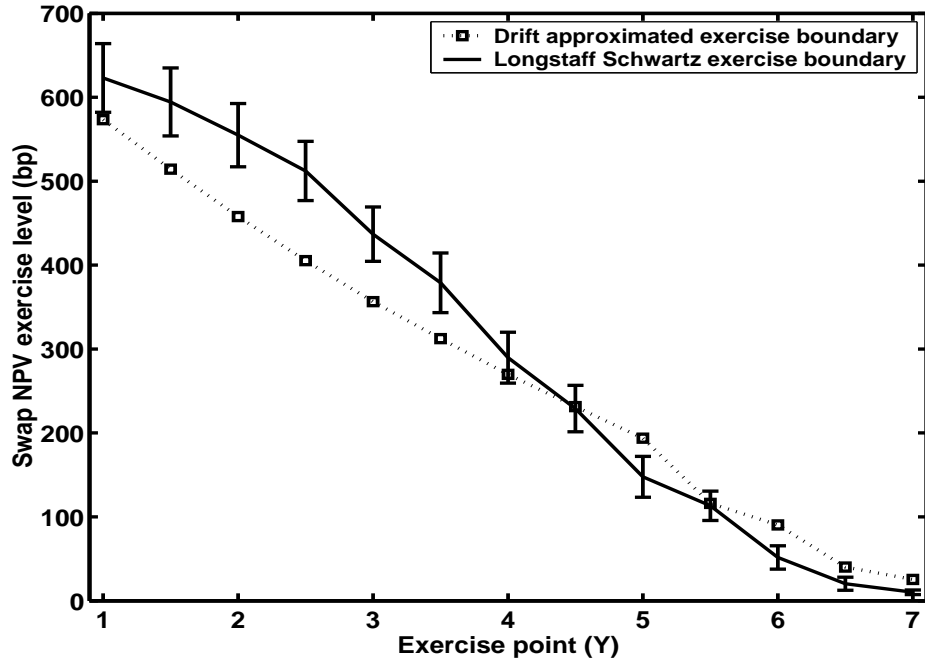


Figure 3: Exercise boundaries for the 8 year deal.

Table 5: BGM pricing simulation re-run for 500,000 paths using pre-computed exercise boundaries. The standard errors for both prices were virtually the same in all cases, therefore only a single standard error is reported. All prices and standard errors are in basis points.

| BGM simulation price | | | |
|----------------------|-------------------------------------|--------------------------------------|----------------|
| | LS pre-computed exercise boundaries | D-A pre-computed exercise boundaries | Standard error |
| 2NC1 | 28.63 | 28.62 | 0.06 |
| 3NC1 | 62.80 | 62.77 | 0.12 |
| 4NC1 | 99.51 | 99.58 | 0.18 |
| 5NC1 | 138.38 | 138.55 | 0.24 |
| 6NC1 | 178.08 | 179.41 | 0.30 |
| 7NC1 | 221.51 | 222.49 | 0.36 |
| 8NC1 | 263.05 | 265.27 | 0.42 |

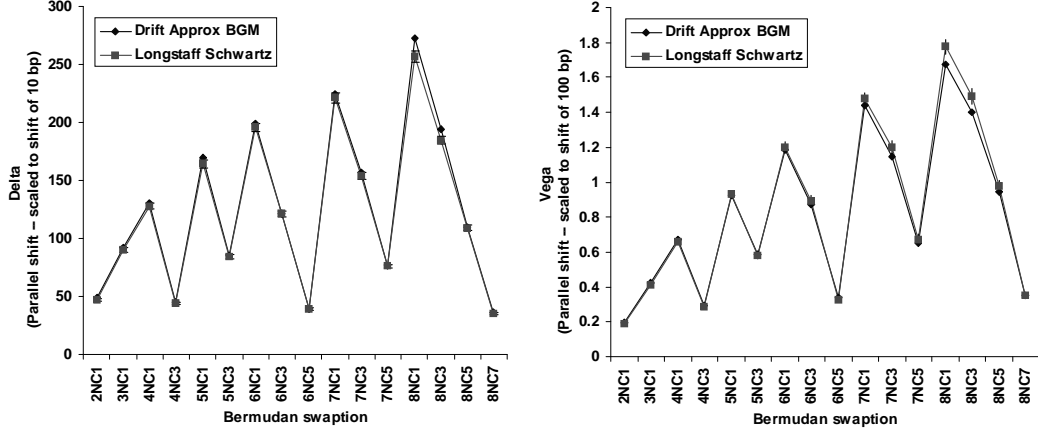


Figure 4: Risk sensitivities; deltas and vegas with respect to a parallel shift in the zero rates and caplet volatilities, respectively. The error bars, for the Longstaff Schwartz prices, denote a 95% confidence bound based on twice the empirical standard error.

the LS boundaries⁸. We looked at exercise boundaries for other deals as well and these revealed similar pictures. Risk sensitivities for the various deals are displayed in Figure 4.

The results show that the single time step BGM pricing framework indeed prices the Bermudan swaptions close to Longstaff Schwartz (LS), including correct estimates of risk sensitivities for shorter maturity deals. In all cases, the price difference is within twice the simulation standard error. Moreover, the computational time involved is a factor 10 less. Note that the exercise boundary is calculated slightly differently by the LS and drift approximated (D-A) approach. Also, risk sensitivities for longer maturity deals (7-8 years) can be outside of the two standard errors confidence bound. The Brownian bridge drift approximation thus becomes worse for longer maturity deals, as also explained in Section 8. To determine which approach computed the

⁸The empirical covariance matrix of the regression-estimated coefficients a and b may be used to obtain the empirical variance of S^* . Denote random errors in a and b by ϵ_a and ϵ_b , respectively. Assuming these errors are relatively small, a Taylor expansion yields (ignoring second order terms)

$$S^* \approx \frac{a}{1-b} \left(1 + \frac{\epsilon_a}{a} + \frac{\epsilon_b}{1-b} \right).$$

We thus obtain the empirical variance of S^* (as well as its standard error). Assuming S^* is normally distributed, then a 95% confidence interval is given by plus and minus twice the standard error.

best exercise boundaries, the BGM pricing simulation was re-run for 500,000 paths using the pre-computed exercise boundaries. Results may be found in Table 5. The results show that the drift approximated exercise boundaries are not worse than their Longstaff Schwartz counterparts and even slightly better⁹. Hence there is no problem with the spurious early exercise opportunities connected with the absence of no arbitrage in the fast single time step framework. The non-arbitrage-free issue is investigated further in the next section. This section ends with results for a 2-factor model.

2-Factor Model. We consider a 2-factor model with the same setup as above with the exception of the volatility structure, which we now take as

$$\frac{dL_i(t)}{L_i(t)} = v_{i,1}dW_1^{i+1}(t) + v_{i,2}dW_2^{i+1}(t).$$

Here $|\mathbf{v}_i| = 15\%$. For a model with forward expiry structure $T_1 < \dots < T_N$ we take the $\mathbf{v}_i \in \mathbb{R}^2$ to be

$$\mathbf{v}_i = (15\%) \left(a_i, \sqrt{1 - a_i^2} \right), \quad a_i = \frac{T_i - T_1}{T_N - T_1}.$$

This instantaneous volatility structure is purely hypothetical. It has the property that correlation steadily drops between more separated forward rates. To solve the 2-dimensional PDE version of Equation (21) we used the hopscotch method, see Paragraph 48.5 of Wilmott (1998). Results for the 2-factor model have been displayed in Table 6. In a 2-factor model (with de-correlation) the exercise decision does no longer depend on the underlying swap NPV only but also on all forward swap rates. We therefore take the results with regression on all forward swap rates to be the benchmark. Indeed, the drift approximated prices agree more with the benchmark than with prices obtained when LS regresses on a single swap NPV. The computational time of the fast drift approximated pricing 2D-grid was on average only a fourth of the Monte Carlo computational time.

8 Drift approximation accuracy test

Besides the approximation of the drift, the framework (proposition 4) contains a timing inconsistency. The inconsistency is best described by example. See Figure 5. Suppose that the underlying Markov process \mathbf{X} jumps to $\mathbf{X}(2)$,

⁹This does not necessarily mean that the D-A framework outperforms LS, because we only regress on the underlying swap NPV. LS may possibly yield better exercise boundaries when it is regressed onto more explanatory variables.

Table 6: 2-Factor model comparison. 50,000 paths were used for the LS simulation. ‘Swap NPV only’ or ‘All forward rates’ denote that LS regressed on only the swap NPV or on all forward swap rates, respectively. All prices and standard errors are in basis points.

| | Fast Drift Approximation | LS Swap NPV only | LS All forward rates (Benchmark) | LS Standard error |
|------|-----------------------------|---------------------|--|----------------------|
| 2NC1 | 25.45 | 23.27 | 24.64 | 0.2 |
| 3NC1 | 59.22 | 55.79 | 58.08 | 0.3 |
| 4NC1 | 94.67 | 89.54 | 93.00 | 0.5 |
| 5NC1 | 132.35 | 124.79 | 129.42 | 0.7 |
| 6NC1 | 171.41 | 162.89 | 169.76 | 0.9 |
| 7NC1 | 212.15 | 202.97 | 210.89 | 1.1 |
| 8NC1 | 252.49 | 242.59 | 251.88 | 1.3 |
| 9NC1 | 292.62 | 283.89 | 294.68 | 1.5 |

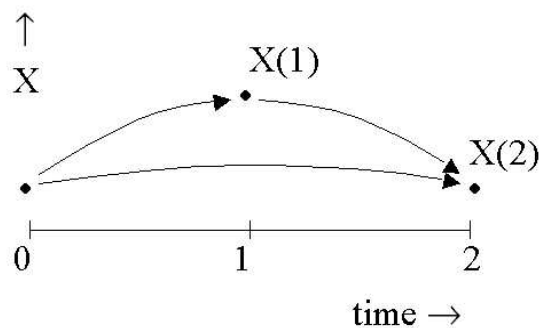


Figure 5: Timing inconsistency in the single time step framework for BGM.

say, in two years. Consider computing the value of the forwards at year 2. We could jump immediately to year 2 and calculate the forwards there. Alternatively, we could consider first calculating the forwards at time 1 (under assumption that \mathbf{X} jumps to some value $\mathbf{X}(1)$) and from this point calculate the forwards at time 2 (assuming that \mathbf{X} then jumps to the very same $\mathbf{X}(2)$). In general, the so computed forwards at time 2 will be different.

In a way, ‘any low-dimensional approximation of BGM will exhibit this timing inconsistency’. Consider the following. Given the value of $\mathbf{X}(t)$, we cannot determine all time- t forward rates. We do know however the value of $L_N(t)$, because L_N has zero drift under the terminal measure $N + 1$. The value of any other forward rate $L_i(t)$ does not solely depend on the value of $\mathbf{X}(t)$, but is dependent of the whole path that \mathbf{X} traversed on the interval $[0, t]$. The framework for fast single time step pricing simply calculates the most likely value for $L_i(t)$ given the value of $\mathbf{X}(t)$. If we start from a different initial model state (for example, if we start from the state determined by $\mathbf{X}(1)$) then almost surely our guess to the most likely value of $L_i(t)$ will be different. In this way, it is not really fair to consider this timing inconsistency, but we will nonetheless investigate it. In the following, a test will be proposed to evaluate the size of the inconsistency error.

Drift approximation accuracy test based on no-arbitrage. The accuracy test is described by an example. Consider some time T at which forwards i, \dots, N have not yet expired. The framework for fast drift approximated pricing yields time- T forward rates as a function of $\mathbf{X}(T)$. Under the assumption of

- (i) the model state being determined by the Markov process \mathbf{X} , and
- (ii) the framework being arbitrage free,

the fundamental arbitrage-free pricing formula will yield values of forward rates at time $t < T$ as a function of $\mathbf{X}(t)$ given by the following formula¹⁰.

$$\begin{aligned}
 L_i^{\text{A-F}}(t, \mathbf{x}) &= \frac{1}{\delta_i} \left\{ \frac{B_i^{\text{A-F}}(t)/B_{N+1}^{\text{A-F}}(t)}{B_{i+1}^{\text{A-F}}(t)/B_{N+1}^{\text{A-F}}(t)} - 1 \right\} \\
 (22) \qquad \qquad &= \frac{1}{\delta_i} \left\{ \frac{\mathbb{E}^{N+1} \left[\frac{B_i^{\text{D-A}}(T)}{B_{N+1}^{\text{D-A}}(T)} \mid \mathbf{X}(t) = \mathbf{x} \right]}{\mathbb{E}^{N+1} \left[\frac{B_{i+1}^{\text{D-A}}(T)}{B_{N+1}^{\text{D-A}}(T)} \mid \mathbf{X}(t) = \mathbf{x} \right]} - 1 \right\}
 \end{aligned}$$

where each of the above stated T -random variables should be evaluated at $(T, \mathbf{X}(T))$. The second equality follows from $B_i^{\text{A-F}}/B_{N+1}^{\text{A-F}}$ being a martingale

¹⁰Here the notation ‘A-F’ is used for ‘arbitrage-free’ and ‘D-A’ is used for ‘drift approximated’.

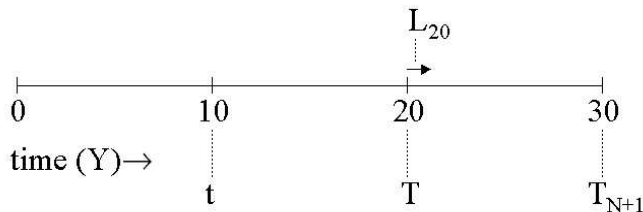


Figure 6: Inconsistency test setup.

by assumption of no arbitrage. The so obtained ‘arbitrage-free’ forward rates $L_i^{A-F}(t, \mathbf{x})$ may then be compared with forward rates $L_i^{D-A}(t, \mathbf{x})$ obtained by single time stepping.

Numerical results for single time step test. The inconsistency test was performed under the following setup. Ten annual forward rates were considered where forward rate i accrued from year i to $i+1$, for $i = 20, \dots, 29$. Under the notation of the previous section, t was taken to be 10 years, T was taken to be 20 years and T_{N+1} was taken to be 30 years. See also Figure 6. $L_i(0)$ was taken to be 5% and mean reversion κ was varied at 0%, 5% and 10%. The $\tilde{\gamma}_i$ were chosen such that the corresponding caplet volatility was equal to some general volatility level v , which was varied at 10%, 15% and 20%. Let SD denote the standard deviation of $X(10)$. $X(10)$ moves were considered for $0, \pm\text{SD}/2, \pm\text{SD}$. For the volatility/mean reversion scenario 15%/10% the results may be found in Table 7. The comparison is only reported for L_{20} because this forward rate contains the most drift terms, and therefore its corresponding error is the largest amongst $i = 20, \dots, 29$. Note that the error for L_{29} is always zero as it is fully determined by X . In Table 8 the maximum error (over the five considered $X(10)$ moves) between $L_{20}^{A-F}(10)$ and $L_{20}^{D-A}(10)$ is reported.

The test was performed for both the Brownian bridge and predictor-corrector schemes. The results show that the Brownian bridge outperforms predictor-corrector in the timing inconsistency test.

The inconsistency test results show that for less volatile market scenarios, the single time step framework performs very accurately with errors only up to a few basis points. For more volatile market scenarios the approximation becomes worse. But for realistic yield curve and forward volatility scenarios there are no problems with respect to pricing, see Section 7. The approximation worsening for more volatile scenarios is what may be expected from the

Table 7: Quality of drift approximations: Comparison of $L_{20}^{A-F}(10)$ and $L_{20}^{D-A}(10)$ under different $X(10)$ moves for the volatility/mean reversion scenario 15%/10%. SD denotes the standard deviation of $X(10)$. All variables below are evaluated at time $t=10$.

| Brownian Bridge | | | | predictor-corrector | | | |
|------------------------|----------------|----------------|---|----------------------------|----------------|----------------|---|
| $X(10)$ | L_{20}^{A-F} | L_{20}^{D-A} | L_{20}^{D-A} $-L_{20}^{A-F}$ (bp) | $X(10)$ | L_{20}^{A-F} | L_{20}^{D-A} | L_{20}^{D-A} $-L_{20}^{A-F}$ (bp) |
| -SD | 3.75% | 3.81% | 5.11 | -SD | 3.74 % | 3.81 % | 7.17 |
| -SD/2 | 4.23% | 4.27% | 4.03 | -SD/2 | 4.19 % | 4.27 % | 7.94 |
| 0 | 4.77% | 4.79% | 2.37 | 0 | 4.70 % | 4.79 % | 8.81 |
| +SD/2 | 5.38% | 5.38% | -0.05 | +SD/2 | 5.28 % | 5.38 % | 9.79 |
| +SD | 6.07% | 6.03% | -3.47 | +SD | 5.92 % | 6.03 % | 10.91 |

Table 8: Quality of drift approximations: Maximum of $|L_{20}^{A-F}(10) - L_{20}^{D-A}(10)|$ over $X(10)$ moves $0, \pm SD/2, \pm SD$ for different volatility/mean reversion scenarios. SD denotes the standard deviation of $X(10)$. Differences are denoted in basis points.

| Brownian Bridge | | | | predictor-corrector | | | |
|------------------------|----------------------|------|-------|----------------------------|----------------------|-------|-------|
| Mean reversion | Volatility level v | | | Mean reversion | Volatility level v | | |
| | 10% | 15% | 20% | | 10% | 15% | 20% |
| 0% | 2.97 | 9.34 | 28.73 | 0% | 2.86 | 8.60 | 37.45 |
| 5% | 2.56 | 8.21 | 19.46 | 5% | 2.32 | 12.29 | 53.85 |
| 10% | 1.46 | 5.11 | 12.56 | 10% | 1.69 | 10.91 | 44.59 |

nature of the drift approximations; as the ‘model dimensions’ increase, the single time step approximation will break up. With *model dimensions* we mean either volatility level, tenor of deal, difference between forward index i and N or time zero forward rates etc. Care should be taken in the application of the single time step framework for BGM that the market scenario does not violate the realm where the single time step approximation is reasonably valid.

9 Conclusions

We have introduced a fast approximate pricing framework as an addition to the predictor-corrector drift approximation introduced by Hunter et al. (2001a). HJJ use the drift approximation only to speed up their Monte Carlo by reducing it to single time-step simulation. We have shown that, at a slight cost, instead much faster computational methods may be used, such as numerical integration or finite differences. The additional cost is a nonrestrictive assumption, namely separability of the volatility function. The proposed drift approximation framework was applied to the pricing of Bermudan swaptions. It yielded very accurate prices at much lower computation times.

References

- Apostol, T. M. (1967), *Calculus*, Vol. 1, 2 edn, John Wiley & Sons, Chichester.
- Avramidis, A. N. & Matzinger, H. (2004), ‘Convergence of the stochastic mesh estimator for pricing Bermudan options’, *Journal of Computational Finance* **7**(4), 73–91.
- Björk, T., Landén, C. & Svensson, L. (2002), Finite dimensional Markovian realizations for stochastic volatility forward rate models, Working Paper.
- Brace, A., Gątarek, D. & Musiela, M. (1997), ‘The market model of interest rate dynamics’, *Mathematical Finance* **7**(2), 127–155.
- Brigo, D. & Mercurio, F. (2001), *Interest Rate Models: Theory and Practice*, Springer-Verlag, Berlin.
- Broadie, M. & Glasserman, P. (1996), ‘Estimating security price derivatives using simulation’, *Management Science* **42**(2), 269–285.
- Broadie, M. & Glasserman, P. (2004), ‘A stochastic mesh method for pricing high-dimensional American options’, *Journal of Computational Finance* **7**(4), 35–72.
- De Jong, F., Driessen, J. & Pelsser, A. A. J. (2002), ‘LIBOR market models versus swap market models for pricing of interest rate derivatives: An empirical analysis’, *European Finance Review* **5**(3), 201–237.
- Glasserman, P. & Merener, N. (2003a), ‘Cap and swaption approximations in LIBOR market models with jumps’, *Journal of Computational Finance* **7**(1), 1–36.
- Glasserman, P. & Merener, N. (2003b), ‘Numerical solution of jump-diffusion LIBOR market models’, *Finance and Stochastics* **7**(1), 1–27.
- Glasserman, P. & Merener, N. (2004), ‘Convergence of a discretization scheme for jump-diffusion processes with state-dependent intensities’, *Proceedings of the Royal Society* **460**(2041), 111–127.
- Glasserman, P. & Zhao, X. (1999), ‘Fast Greeks by simulation in forward LIBOR models’, *Journal of Computational Finance* **3**(1), 5–39.

- Heath, D., Jarrow, R. & Morton, A. (1992), ‘Bond pricing and the term structure of interest rates: A new methodology for contingent claims valuation’, *Econometrica* **60**(1), 77–105.
- Hughston, L. P. & Rafailidis, A. (2002), A chaotic approach to interest rate modelling, To appear in *Finance and Stochastics*.
- Hunt, P., Kennedy, J. & Pelsser, A. A. J. (2000), ‘Markov-functional interest rate models’, *Finance and Stochastics* **4**(4), 391–408.
- Hunter, C. J., Jäckel, P. & Joshi, M. S. (2001*a*), Drift approximations in a forward-rate-based LIBOR market model, Working Paper, www.rebonato.com.
- Hunter, C. J., Jäckel, P. & Joshi, M. S. (2001*b*), ‘Getting the drift’, *Risk Magazine*. July.
- Jäckel, P. (2002), *Monte Carlo Methods in Finance*, J. Wiley & Sons, Chichester.
- Jamshidian, F. (1996), LIBOR and swap market models and measures, London: Sakura Global Capital Working Paper.
- Jamshidian, F. (1997), ‘LIBOR and swap market models and measures’, *Finance and Stochastics* **1**(4), 293–330.
- Karatzas, I. & Shreve, S. E. (1991), *Brownian Motion and Stochastic Calculus*, 2 edn, Springer-Verlag, Berlin.
- Kloeden, P. E. & Platen, E. (1999), *Numerical Solution of Stochastic Differential Equations*, Vol. 23 of *Applications of Mathematics*, Springer-Verlag, Berlin.
- Kurbanmuradov, O., Sabelfeld, K. & Schoenmakers, J. (1999), Lognormal random field approximations to LIBOR market models, Weierstrass Institute Working Paper, Berlin, www.wias-berlin.de.
- Kurbanmuradov, O., Sabelfeld, K. & Schoenmakers, J. (2002), ‘Lognormal approximations to LIBOR market models’, *Journal of Computational Finance* **6**(1), 69–100.
- Longstaff, F. A. & Schwartz, E. S. (2001), ‘Valuing American options by simulation: A simple least-squares approach’, *Review of Financial Studies* **14**(1), 113–147.

- Miltersen, K. R., Sandmann, K. & Sondermann, D. (1997), ‘Closed form solutions for term structure derivatives with log-normal interest rates’, *Journal of Finance* **52**(1), 409–430.
- Musiela, M. & Rutkowski, M. (1997), ‘Continuous-time term structure models: Forward measure approach’, *Finance and Stochastics* **1**(4), 261–291.
- Pelsser, A. A. J. (2000), *Efficient Methods for Valuing Interest Rate Derivatives*, Springer-Verlag, Berlin.
- Ritchken, P. & Sankarasubramanian, L. (1995), ‘Volatility structures of the forward rates and the dynamics of the term structure’, *Mathematical Finance* **5**(1), 55–72.
- Williams, D. (1991), *Probability with Martingales*, Cambridge University Press, Cambridge.
- Wilmott, P. (1998), *Derivatives: The Theory and Practice of Financial Engineering*, John Wiley & Sons, Chichester.

A Mean of generalized geometric Brownian bridge

In this appendix, the time- t mean of the process L_k defined in Equation (9) is determined. Equivalently, we may determine the time- t mean of the process Y , given by

$$\frac{dY(t)}{Y(t)} = \sigma(t) \cdot d\mathbf{W}(t), \quad Y(0) = y_0, \quad Y(t^*) = y^*.$$

(Compare with Equation (9).) The solution of Y (unconditional of time- t^*) is given by

$$Y(t) = y_0 e^{X(t) - \frac{1}{2}\Sigma^2(t)},$$

where

$$X(t) := \int_0^t \sigma(s) \cdot d\mathbf{W}(s), \quad \Sigma^2(t) := \int_0^t \|\sigma(s)\|^2 ds.$$

Note that

$$\left\{ \omega \in \Omega ; Y(t^*) = y^* \right\} = \left\{ \omega \in \Omega ; X(t^*) = \log(y^*/y_0) + \frac{1}{2}\Sigma^2(t^*) =: x^* \right\}.$$

According to the martingale time change theorem, for example Theorem 4.6 of Karatzas & Shreve (1991), we have that $X(\tau(\cdot))$ is a Brownian motion, where the time change τ is defined by

$$\tau(t) = \inf\{s \geq 0; \Sigma^2(t) > s\}.$$

Working in the time-changed time coordinates, $X(\cdot)|X(\tau^*) = x^*$ will be a standard Brownian bridge, and so, according to Section 5.6.B of Karatzas & Shreve (1991),

$$X(\tau)|X(\tau^*) = x^* \sim \mathcal{N}\left(\frac{\tau}{\tau^*}x^*, \tau - \frac{\tau^2}{\tau^*}\right).$$

Back in the original time coordinates, this translates to

$$X(t)|X(t^*) = x^* \sim \mathcal{N}\left(\frac{\Sigma^2(t)}{\Sigma^2(t^*)}x^*, \Sigma^2(t) - \frac{(\Sigma^2(t))^2}{\Sigma^2(t^*)}\right).$$

With this, we may evaluate the mean of $Y(t)|Y(t^*) = y^*$ to be

$$\mathbb{E}[Y(t) | Y(t^*) = y^*] = y_0 \left(\frac{y^*}{y_0}\right)^{\frac{\Sigma^2(t)}{\Sigma^2(T)}} \exp\left\{\frac{1}{2} \frac{\Sigma^2(t)}{\Sigma^2(T)} (\Sigma^2(T) - \Sigma^2(t))\right\},$$

where the following simple rule has been used, $\mathbb{E}[e^Z] = e^{\beta + \tau^2/2}$ whenever Z is normally distributed, $Z \sim \mathcal{N}(\beta, \tau^2)$.

B Approximation of substituting the mean in the expectation of expression (9)

In Section 3 a four-step method for the calculation of expression (9) is described. An approximating fourth step is proposed. It proposes to evaluate the expectation of the BGM drift by inserting the mean. In this appendix an error bound for this approximation is derived and it is shown that the approximation is of order 2 in volatility in the neighbourhood of zero.

The expectation term can always be re-written as

$$f(\mu, \sigma) = \mathbb{E} \left[\frac{\exp\{\mu + \sigma Z\}}{1 + \exp\{\mu + \sigma Z\}} \right],$$

where Z is distributed standard normally. It is straightforward to verify that the above function $f : \mathbb{R}^2 \rightarrow \mathbb{R}$ is infinitely differentiable at every point of the whole real plane. Note that approximating the above expectation at the mean signifies that the above function is approximated as

$$f(\mu, \sigma) \approx f(\mu, 0) = \frac{\exp\{\mu\}}{1 + \exp\{\mu\}}.$$

Fix μ and calculate the derivative of f with respect to σ . The interchange of differentiation and expectation is a subtle argument that may for example be found in Williams (1991, paragraph A.16.1). We carefully verified that in the above case all the requirements for interchange are satisfied. We then find

$$\frac{\partial f}{\partial \sigma}(\mu, \sigma) = \mathbb{E} \left[Z \frac{\exp\{\mu + \sigma Z\}}{(1 + \exp\{\mu + \sigma Z\})^2} \right].$$

Due to the odd nature of the above integrand at the point $\sigma = 0$, we find that

$$\frac{\partial f}{\partial \sigma}(\mu, 0) = 0.$$

Taylor's formula then states that there exists $C \geq 0$ (possibly depending on μ) such that

$$\left| f(\mu, \sigma) - \frac{\exp\{\mu\}}{1 + \exp\{\mu\}} \right| \leq C\sigma^2.$$

Because a bound on the second derivative of $\sigma \mapsto f(\mu, \sigma)$ may be found independently of μ on some interval $[0, \bar{\sigma}]$ it follows from Theorem 7.7 of Apostol (1967) that then the constant C may be chosen independently of μ for all $\sigma \in [0, \bar{\sigma}]$.